

Signify Classified - Internal
Cooper Lighting Solutions Photometric Lab
1121 Highway 74 South
Peachtree City, GA 30269



Scaled data based on original data using
LM-79-08 Approved Method: Electrical and Photometric Measurements of Solid-
State Lighting Products

Test Report Prepared for
Cooper Lighting Solutions
(formerly Eaton)

Brand: McGRAW-EDISON

Report Number: P438960

Luminaire Tested: **ISW-SA1F-830-U-SL3-HSS**

Issue Date: 12/10/2020

Test Information

Test Method: LM-79-08
Report Number: P438960
TEST IS SCALED FROM IESNA LM-79-08 TEST DATA (G3-2011-074-17)
Test Lab: INNOVATION CENTER
Issue Date: 12/10/2020
Manufacturer: COOPER LIGHTING SOLUTIONS (FORMERLY EATON)
Product Line: McGRAW-EDISON
Catalog Number: ISW-SA1F-830-U-SL3-HSS
Description: IMPACT ELITE LED WEDGE LUMINAIRE
(1) 80 CRI, 3000K, 1200mA LIGHTSQUARE WITH 16 LEDS AND TYPE III SPILL
LIGHT ELIMINATOR OPTICS WITH HOUSE SIDE SHIELD
Light Source: -
Ballast/Driver: ELECTRONIC DRIVER

Summary

Lumens per Lamp: N/A
Luminaire Lumens: 5093 lumens
Efficiency: N/A
Efficacy: 77.2 lumens/watt
Luminous Opening: Rectangular (W 0.5' x L: 0.5' x H: 0')
IES Classification: Type III - Short
BUG Rating: B1 - U0 - G2

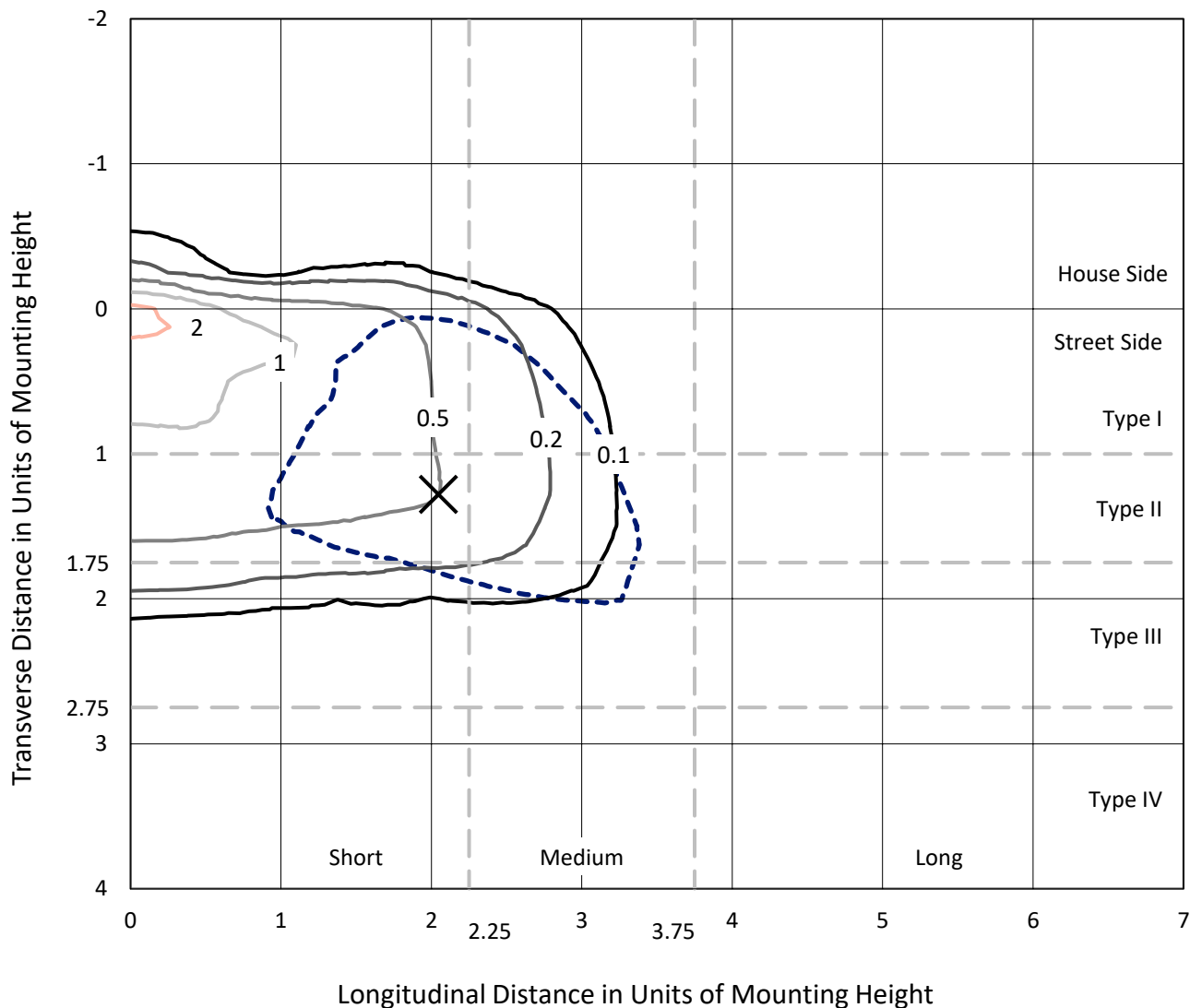
Input Watts (W): 66
Input Voltage (V): NR
Input Current (Ain): NR
Voltage Rise (V): NR
Power Factor: NR
Total Harmonic Distortion (THDi): NR
Frequency (hertz): 60
Stabilization Time: NR
Operation Time: NR
Ambient Temperature (°C): NR
Test Distance: 28.75 FT



REPORT NUMBER: P438960
 CATALOG NUMBER: ISW-SA1F-830-U-SL3-HSS

Iso-Footcandle Lines of Horizontal Illumination

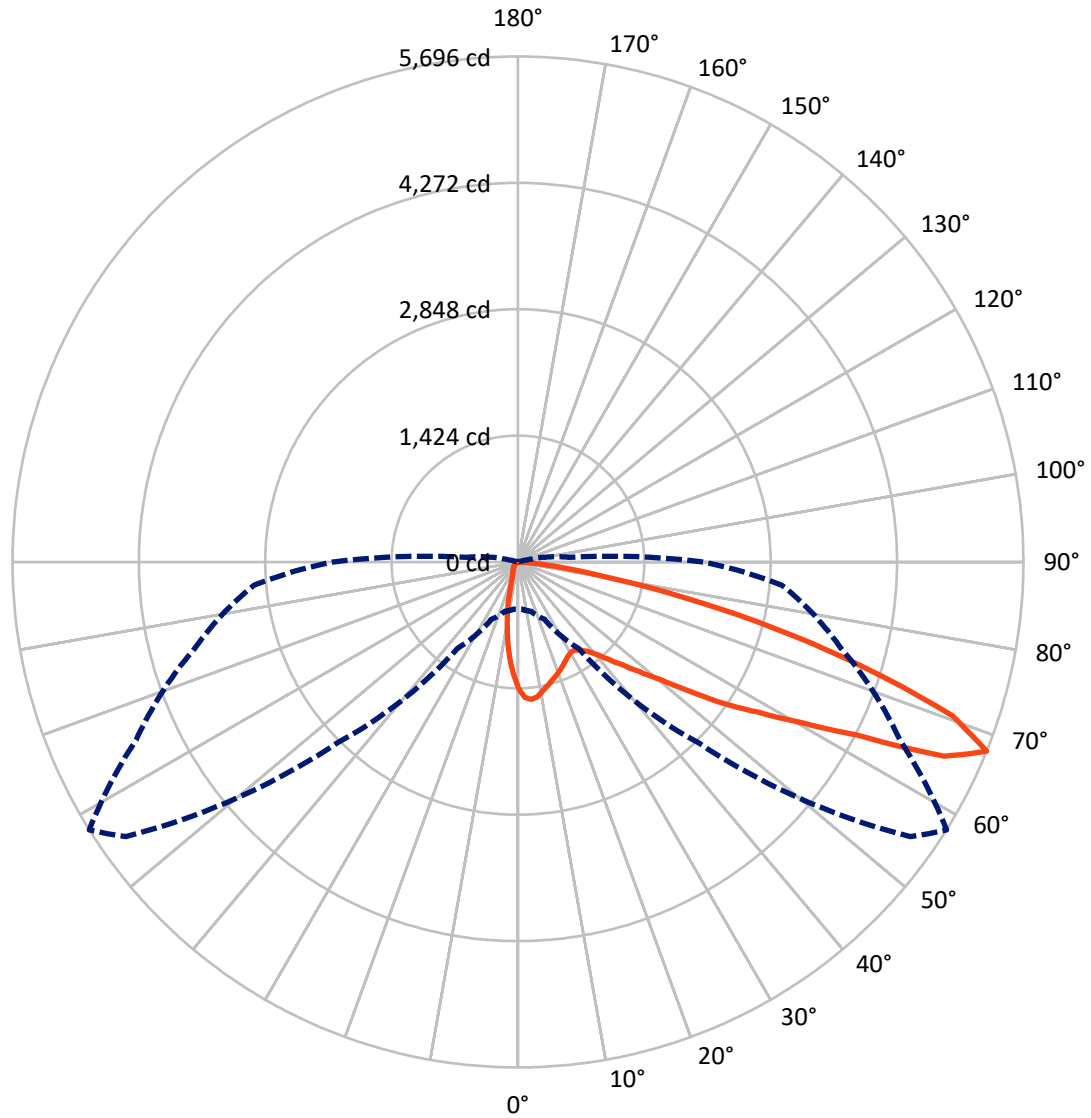
✕ Max cd
 - - - 1/2 Max cd



Based on 25 foot mounting height. Maximum calculated value = 2.3 fc
 Type III - Short - N/A

REPORT NUMBER: P438960
CATALOG NUMBER: ISW-SA1F-830-U-SL3-HSS

Luminous Intensity Polar Plot



— Vertical Plane Through 58-Deg Lateral - - - Horizontal Cone Through 67.5-Deg Vertical

REPORT NUMBER: P438960

CATALOG NUMBER: ISW-SA1F-830-U-SL3-HSS

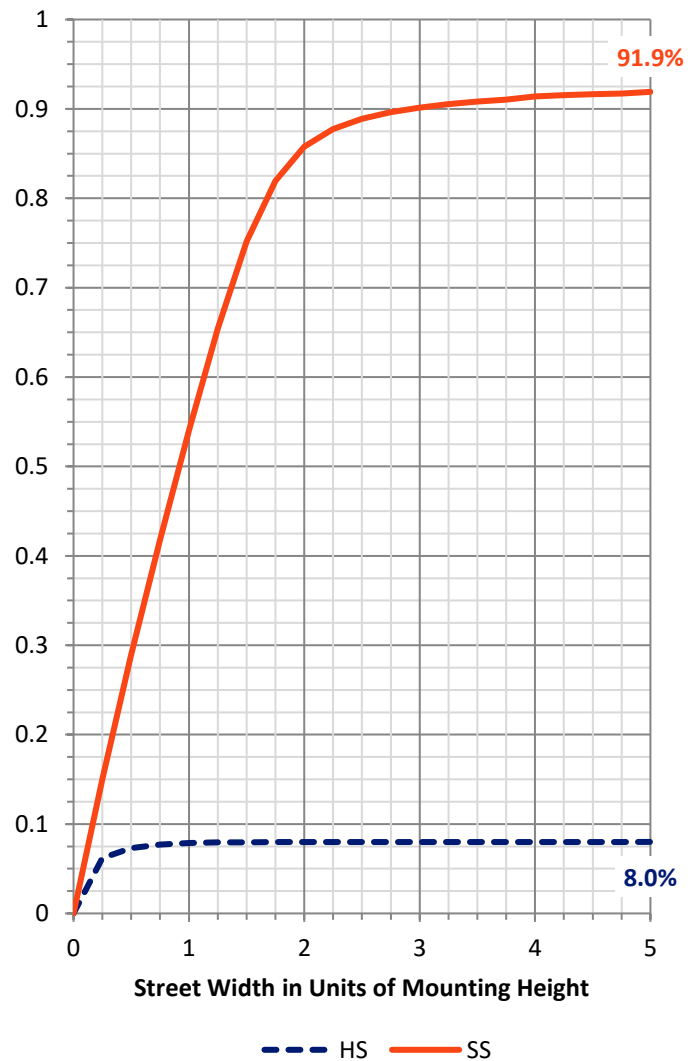
FLUX DISTRIBUTION:

		Downward	Upward	Total
House Side	Lumens	410.6	0.0	410.6
	% Fixture	8.1	0.0	8.1
Street Side	Lumens	4682.4	0.0	4682.4
	% Fixture	91.9	0.0	91.9
Total	Lumens	5093.0	0.0	5093.0
	% Fixture	100.0	0.0	100.0

Coefficient of Utilization

ZONAL LUMENS:

Zone	Lumens	% Fixture
0°-10°	114.8	2.3
10°-20°	242.0	4.8
20°-30°	327.4	6.4
30°-40°	450.3	8.8
40°-50°	704.9	13.8
50°-60°	1187.5	23.3
60°-70°	1409.3	27.7
70°-80°	612.0	12.0
80°-90°	45.0	0.9
90°-100°	0.0	0.0
100°-110°	0.0	0.0
110°-120°	0.0	0.0
120°-130°	0.0	0.0
130°-140°	0.0	0.0
140°-150°	0.0	0.0
150°-160°	0.0	0.0
160°-170°	0.0	0.0
170°-180°	0.0	0.0
0°-90°	5093.0	100.0
0°-180°	5093.0	100.0



REPORT NUMBER: P438960

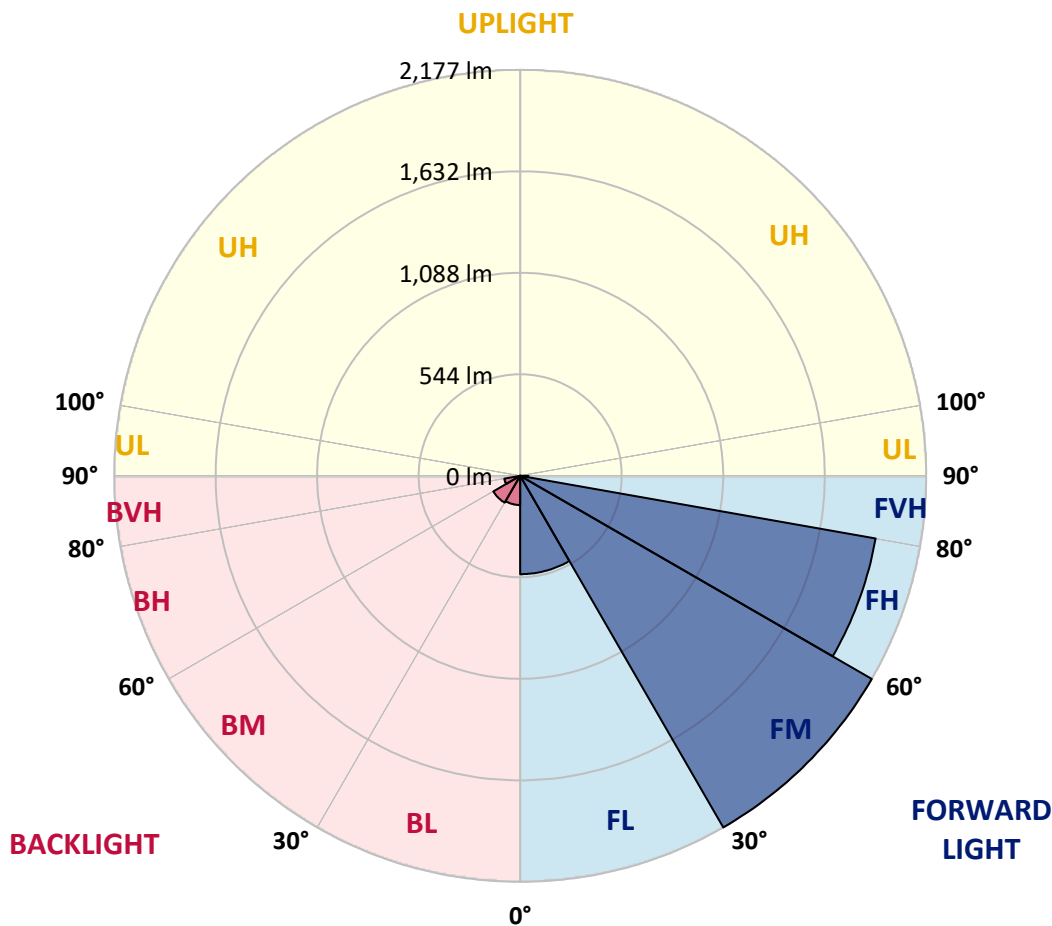
CATALOG NUMBER: ISW-SA1F-830-U-SL3-HSS

LUMINAIRE CLASSIFICATION SYSTEM LUMEN TABLE AND BUG RATING:

Zone	Lumens	% Fixture	Zone Rating/Lumen Limit		
			B	U	G
FL (0°-30°)	527.4	10.4			
FM (30°-60°)	2176.6	42.7			
FH (60°-80°)	1934.8	38.0			G2/5000
FVH (80°-90°)	43.6	0.9			G1/100
BL (0°-30°)	156.8	3.1	B1/500		
BM (30°-60°)	166.1	3.3	B0/220		
BH (60°-80°)	86.4	1.7	B0/110		G0/110
BVH (80°-90°)	1.4	0.0			G0/10
UL (90°-100°)	0.0	0.0		U0/0	
UH (100°-180°)	0.0	0.0		U0/0	

BUG Rating: B1-U0-G2

Type III Short





REPORT NUMBER: P438960

CATALOG NUMBER: ISW-SA1F-830-U-SL3-HSS

CANDELA DISTRIBUTION (FULL):

	0°	5°	15°	25°	35°	45°	55°	58°	65°	75°	85°
0°	1433.9	1433.9	1433.9	1433.9	1433.9	1433.9	1433.9	1433.9	1433.9	1433.9	1433.9
2.5°	1600.6	1591.8	1587.4	1585.2	1569.9	1556.7	1530.4	1528.2	1510.7	1477.8	1444.9
5°	1565.5	1572.1	1574.3	1580.8	1578.6	1578.6	1561.1	1556.7	1532.6	1486.6	1423.0
7.5°	1488.7	1486.6	1490.9	1508.5	1517.2	1534.8	1532.6	1537.0	1526.0	1475.6	1385.7
10°	1376.9	1381.3	1394.5	1409.8	1433.9	1464.6	1484.4	1488.7	1497.5	1455.9	1350.6
12.5°	1273.9	1280.5	1289.2	1319.9	1346.2	1394.5	1431.7	1440.5	1458.0	1436.1	1319.9
15°	1188.4	1190.6	1197.1	1225.6	1269.5	1330.9	1385.7	1398.8	1427.4	1418.6	1295.8
17.5°	1120.4	1122.6	1131.4	1155.5	1190.6	1262.9	1337.5	1359.4	1401.0	1407.6	1269.5
20°	1083.1	1083.1	1083.1	1098.5	1133.6	1201.5	1289.2	1319.9	1379.1	1390.1	1247.6
22.5°	1072.2	1072.2	1067.8	1072.2	1094.1	1151.1	1241.0	1278.3	1352.8	1383.5	1221.3
25°	1087.5	1080.9	1080.9	1070.0	1072.2	1109.4	1197.1	1238.8	1337.5	1379.1	1208.1
27.5°	1116.0	1113.8	1105.0	1096.3	1083.1	1091.9	1159.9	1201.5	1322.1	1385.7	1197.1
30°	1148.9	1148.9	1144.5	1140.1	1118.2	1100.7	1142.3	1179.6	1315.5	1396.7	1190.6
32.5°	1186.2	1184.0	1194.9	1199.3	1173.0	1140.1	1146.7	1181.8	1319.9	1429.5	1194.9
35°	1230.0	1230.0	1249.8	1276.1	1254.1	1203.7	1188.4	1219.1	1341.8	1464.6	1212.5
37.5°	1278.3	1280.5	1315.5	1352.8	1337.5	1293.6	1267.3	1278.3	1387.9	1530.4	1251.9
40°	1335.3	1335.3	1387.9	1449.3	1449.3	1398.8	1363.8	1372.5	1453.7	1624.7	1322.1
42.5°	1396.7	1403.2	1477.8	1552.3	1574.3	1528.2	1490.9	1501.9	1558.9	1747.5	1425.2
45°	1484.4	1504.1	1600.6	1672.9	1716.8	1694.8	1646.6	1655.4	1697.0	1925.1	1580.8
47.5°	1640.0	1657.6	1740.9	1813.2	1868.1	1879.0	1857.1	1852.7	1870.2	2133.4	1778.2
50°	1826.4	1841.7	1898.8	1960.1	2036.9	2102.7	2089.5	2082.9	2089.5	2361.4	2019.3
52.5°	2010.6	2004.0	2072.0	2104.9	2212.3	2357.0	2414.0	2414.0	2378.9	2600.4	2256.1
55°	2175.0	2203.5	2275.9	2335.1	2425.0	2598.2	2791.1	2815.2	2694.6	2837.2	2453.5
57.5°	2155.3	2183.8	2317.5	2503.9	2769.2	3003.8	3192.4	3196.7	3021.3	3019.1	2696.8
60°	1925.1	1927.3	2107.0	2389.9	2920.5	3589.2	3698.8	3676.9	3306.4	3273.5	3032.3
62.5°	1355.0	1346.2	1578.6	1938.2	2694.6	3909.3	4466.2	4299.6	3780.0	3672.5	3345.8
65°	789.3	784.9	874.8	1157.7	2041.3	3683.5	5251.2	5277.5	4402.6	3876.4	3280.1
67.5°	530.6	535.0	576.6	714.8	1190.6	2889.8	5395.9	5696.3	4749.1	3771.2	2984.1
70°	390.3	390.3	423.2	526.2	706.0	1811.0	4714.0	5194.2	4817.0	3508.1	2497.3
72.5°	278.5	278.5	324.5	425.4	576.6	934.0	3503.7	4117.6	4067.2	2911.7	1727.7
75°	177.6	182.0	232.4	348.6	526.2	598.6	2376.7	2984.1	2837.2	1629.1	736.7
77.5°	68.0	76.7	125.0	256.5	460.4	497.7	1355.0	1881.2	1497.5	570.1	197.3
80°	24.1	24.1	41.7	131.6	324.5	410.0	708.2	934.0	486.7	138.1	74.5
82.5°	4.4	4.4	15.3	54.8	160.1	285.0	412.2	460.4	190.8	46.0	43.9
85°	0.0	0.0	2.2	11.0	37.3	28.5	164.4	155.7	59.2	19.7	28.5
87.5°	0.0	0.0	0.0	0.0	2.2	2.2	4.4	4.4	4.4	4.4	4.4
90°	0.0	0.0	0.0	0.0	0.0	0.0	0.0	0.0	0.0	0.0	0.0



REPORT NUMBER: P438960
 CATALOG NUMBER: ISW-SA1F-830-U-SL3-HSS

CANDELA DISTRIBUTION (continued):

	90°	95°	105°	115°	125°	135°	145°	155°	165°	175°	180°
0°	1433.9	1433.9	1433.9	1433.9	1433.9	1433.9	1433.9	1433.9	1433.9	1433.9	1433.9
2.5°	1418.6	1401.0	1350.6	1315.5	1267.3	1219.1	1188.4	1164.2	1153.3	1137.9	1144.5
5°	1383.5	1344.0	1251.9	1168.6	1089.7	1006.4	945.0	890.2	872.6	841.9	837.6
7.5°	1330.9	1276.1	1140.1	1008.6	881.4	776.2	681.9	609.5	543.8	515.3	532.8
10°	1280.5	1205.9	1028.3	852.9	684.1	537.2	425.4	337.7	287.2	265.3	269.7
12.5°	1232.2	1137.9	912.1	703.8	497.7	331.1	241.2	195.1	179.8	177.6	173.2
15°	1190.6	1074.4	809.1	545.9	331.1	208.3	171.0	160.1	157.9	157.9	157.9
17.5°	1144.5	1008.6	697.2	401.2	217.1	162.2	151.3	149.1	146.9	146.9	146.9
20°	1109.4	951.6	594.2	280.6	166.6	144.7	140.3	140.3	138.1	138.1	138.1
22.5°	1072.2	892.4	493.3	206.1	142.5	133.7	129.4	127.2	127.2	125.0	125.0
25°	1037.1	837.6	396.9	157.9	127.2	120.6	116.2	114.0	114.0	111.8	109.6
27.5°	1015.2	793.7	311.3	133.7	114.0	109.6	105.2	100.9	96.5	94.3	94.3
30°	999.8	741.1	236.8	116.2	105.2	98.7	92.1	85.5	78.9	76.7	76.7
32.5°	977.9	699.4	182.0	105.2	94.3	87.7	78.9	72.4	65.8	61.4	61.4
35°	977.9	664.3	140.3	94.3	85.5	76.7	70.2	59.2	52.6	50.4	48.2
37.5°	993.2	624.9	116.2	87.7	78.9	70.2	61.4	50.4	43.9	41.7	41.7
40°	1028.3	611.7	98.7	78.9	70.2	61.4	52.6	41.7	37.3	32.9	32.9
42.5°	1100.7	616.1	87.7	74.5	63.6	54.8	43.9	35.1	30.7	28.5	28.5
45°	1205.9	629.3	81.1	68.0	57.0	46.0	37.3	30.7	24.1	21.9	21.9
47.5°	1352.8	670.9	72.4	61.4	50.4	39.5	30.7	24.1	19.7	17.5	17.5
50°	1528.2	743.3	68.0	54.8	46.0	32.9	24.1	17.5	13.2	13.2	13.2
52.5°	1734.3	815.6	61.4	50.4	39.5	28.5	19.7	13.2	11.0	8.8	8.8
55°	1907.5	879.2	54.8	46.0	32.9	21.9	15.3	11.0	8.8	6.6	6.6
57.5°	2133.4	971.3	46.0	39.5	26.3	17.5	11.0	8.8	4.4	4.4	4.4
60°	2435.9	1080.9	39.5	32.9	19.7	13.2	8.8	4.4	4.4	2.2	2.2
62.5°	2565.3	993.2	35.1	26.3	15.3	8.8	6.6	4.4	2.2	2.2	2.2
65°	2422.8	811.2	28.5	19.7	11.0	6.6	4.4	2.2	2.2	0.0	0.0
67.5°	2089.5	598.6	24.1	13.2	8.8	4.4	2.2	0.0	0.0	0.0	0.0
70°	1703.6	442.9	17.5	8.8	4.4	4.4	2.2	0.0	0.0	0.0	0.0
72.5°	1179.6	267.5	13.2	6.6	4.4	2.2	2.2	0.0	0.0	0.0	0.0
75°	458.2	105.2	11.0	6.6	4.4	2.2	0.0	0.0	0.0	0.0	0.0
77.5°	129.4	37.3	8.8	4.4	4.4	2.2	2.2	2.2	0.0	0.0	0.0
80°	52.6	19.7	6.6	4.4	4.4	4.4	2.2	2.2	0.0	0.0	0.0
82.5°	32.9	11.0	4.4	2.2	2.2	2.2	2.2	0.0	0.0	0.0	0.0
85°	21.9	6.6	4.4	2.2	2.2	0.0	0.0	0.0	0.0	2.2	2.2
87.5°	4.4	4.4	2.2	2.2	2.2	2.2	0.0	0.0	0.0	0.0	2.2
90°	0.0	0.0	0.0	0.0	0.0	0.0	0.0	0.0	0.0	0.0	0.0

Cooper Lighting Solutions Photometric Lab
1121 Highway 74 South
Peachtree City, GA 30269



LM-79-2019: Approved Method: Electrical and Photometric Measurements of Solid-State Lighting Products

Report Prepared for

Cooper Lighting Solutions

MCGRAW EDISON

Report Number: SP1-2408-195-9

Test Date: 08/07/2024

Luminaire Tested: GALN-SB1A-830-U-5WQ

Data in this report applies to families of products including GALN-SB1A-830-U-5WQ.

Test Information

Test Method: LM-79-2019
 Report Number: SP1-2408-195-9
 Test Lab: COOPER LIGHTING SOLUTIONS
 Photometer: SP1 - 76IN SPHERE
 Measurement Geometry: 4π
 Issue Date: 08/07/2024
 Manufacturer: COOPER LIGHTING SOLUTIONS
 Product Line: MCGRAW EDISON
 Catalog Number: **GALN-SB1A-830-U-5WQ**
 Description: GALLEON AREA AND ROADWAY LUMINAIRE. (1) 80 CRI, 3000K, 350MA HIGH DENSITY LIGHTSQUARE WITH 26 LEDS AND TYPE V WIDE OPTICS

Spectral Parameters

CCT (K): 3050
 CIE u': 0.2476
 CIE v': 0.5251
 Duv: 0.0034
 CIE x: 0.4383
 CIE y: 0.4131
 CIE z: 0.1487
 Peak Wavelength (nm): 603
 Dominant Wavelength (nm): 581
 Purity: 55.55201
 Rf: 81.5
 Rg: 99.2

CRI (Ra):	81.0		
R1:	79.6	R9:	7.1
R2:	85.6	R10:	67.0
R3:	92.0	R11:	82.7
R4:	82.6	R12:	63.2
R5:	78.9	R13:	80.3
R6:	81.7	R14:	95.0
R7:	85.2	R15:	71.7
R8:	62.0		



Test Conditions

Stabilization Time: 20M
 Operation Time: 1H 20M
 Sphere Temperature (°C): 24.2

REPORT NUMBER: SP1-2408-195-9

Measurement and Test Equipment			
Instrument	Identification Number	Calibration Date	Calibration Due Date
Photometer	IN0058	6/18/2024	12/18/2024
Power Meter	INXT2011004	2/8/2024	2/8/2025
AC Power Source	IN0063	10/24/2023	10/24/2024
DC Power Source	IN0208	10/24/2023	10/24/2024
Sphere Thermometer	IN0085	10/24/2023	10/24/2024
Room Thermometer	IN0046	10/24/2023	10/24/2024

REPORT NUMBER: SP1-2408-195-9

CIE 1931 Chromaticity Diagram



CIE 1931 Chromaticity Diagram with 2017 ANSI 7-Step and 4-Step Quadrangles



Point lies inside the ANSI 3000K 4-step quadrangle

REPORT NUMBER: SP1-2408-195-9

Photopic Flux vs. Wavelength



Photopic Lumens: NR

λ (nm)	Power W [^] /nm	Lumens (ϕ /nm)	λ (nm)	Power W [^] /nm	Lumens (ϕ /nm)	λ (nm)	Power W [^] /nm	Lumens (ϕ /nm)	λ (nm)	Power W [^] /nm	Lumens (ϕ /nm)	λ (nm)	Power W [^] /nm	Lumens (ϕ /nm)
360	0	NR	490	168	NR	620	940	NR	750	35	NR	880	1	NR
365	0	NR	495	233	NR	625	897	NR	755	30	NR	885	1	NR
370	0	NR	500	300	NR	630	847	NR	760	26	NR	890	1	NR
375	0	NR	505	372	NR	635	790	NR	765	22	NR	895	1	NR
380	0	NR	510	430	NR	640	730	NR	770	19	NR	900	1	NR
385	0	NR	515	483	NR	645	668	NR	775	16	NR	905	1	NR
390	0	NR	520	524	NR	650	605	NR	780	14	NR	910	0	NR
395	2	NR	525	555	NR	655	545	NR	785	12	NR	915	0	NR
400	4	NR	530	581	NR	660	485	NR	790	10	NR	920	0	NR
405	7	NR	535	604	NR	665	430	NR	795	9	NR	925	0	NR
410	17	NR	540	623	NR	670	378	NR	800	8	NR	930	0	NR
415	34	NR	545	645	NR	675	331	NR	805	7	NR	935	0	NR
420	68	NR	550	667	NR	680	290	NR	810	6	NR	940	0	NR
425	128	NR	555	693	NR	685	251	NR	815	5	NR	945	0	NR
430	214	NR	560	719	NR	690	218	NR	820	4	NR	950	0	NR
435	339	NR	565	754	NR	695	188	NR	825	4	NR	955	0	NR
440	507	NR	570	791	NR	700	162	NR	830	3	NR	960	0	NR
445	573	NR	575	830	NR	705	139	NR	835	3	NR	965	0	NR
450	356	NR	580	873	NR	710	119	NR	840	3	NR	970	0	NR
455	217	NR	585	913	NR	715	102	NR	845	2	NR	975	0	NR
460	168	NR	590	948	NR	720	88	NR	850	2	NR	980	0	NR
465	113	NR	595	974	NR	725	76	NR	855	2	NR	985	0	NR
470	85	NR	600	994	NR	730	65	NR	860	1	NR	990	0	NR
475	85	NR	605	998	NR	735	55	NR	865	1	NR	995	0	NR
480	94	NR	610	994	NR	740	47	NR	870	1	NR	1000	0	NR
485	120	NR	615	973	NR	745	41	NR	875	1	NR			

REPORT NUMBER: SP1-2408-195-9

Scotopic Flux vs. Wavelength



Scotopic Lumens: NR

S/P: 1.27

λ (nm)	Power W [^] /nm	Lumens (φ/nm)	λ (nm)	Power W [^] /nm	Lumens (φ/nm)	λ (nm)	Power W [^] /nm	Lumens (φ/nm)	λ (nm)	Power W [^] /nm	Lumens (φ/nm)	λ (nm)	Power W [^] /nm	Lumens (φ/nm)
360	0	NR	490	168	NR	620	940	NR	750	35	NR	880	1	NR
365	0	NR	495	233	NR	625	897	NR	755	30	NR	885	1	NR
370	0	NR	500	300	NR	630	847	NR	760	26	NR	890	1	NR
375	0	NR	505	372	NR	635	790	NR	765	22	NR	895	1	NR
380	0	NR	510	430	NR	640	730	NR	770	19	NR	900	1	NR
385	0	NR	515	483	NR	645	668	NR	775	16	NR	905	1	NR
390	0	NR	520	524	NR	650	605	NR	780	14	NR	910	0	NR
395	2	NR	525	555	NR	655	545	NR	785	12	NR	915	0	NR
400	4	NR	530	581	NR	660	485	NR	790	10	NR	920	0	NR
405	7	NR	535	604	NR	665	430	NR	795	9	NR	925	0	NR
410	17	NR	540	623	NR	670	378	NR	800	8	NR	930	0	NR
415	34	NR	545	645	NR	675	331	NR	805	7	NR	935	0	NR
420	68	NR	550	667	NR	680	290	NR	810	6	NR	940	0	NR
425	128	NR	555	693	NR	685	251	NR	815	5	NR	945	0	NR
430	214	NR	560	719	NR	690	218	NR	820	4	NR	950	0	NR
435	339	NR	565	754	NR	695	188	NR	825	4	NR	955	0	NR
440	507	NR	570	791	NR	700	162	NR	830	3	NR	960	0	NR
445	573	NR	575	830	NR	705	139	NR	835	3	NR	965	0	NR
450	356	NR	580	873	NR	710	119	NR	840	3	NR	970	0	NR
455	217	NR	585	913	NR	715	102	NR	845	2	NR	975	0	NR
460	168	NR	590	948	NR	720	88	NR	850	2	NR	980	0	NR
465	113	NR	595	974	NR	725	76	NR	855	2	NR	985	0	NR
470	85	NR	600	994	NR	730	65	NR	860	1	NR	990	0	NR
475	85	NR	605	998	NR	735	55	NR	865	1	NR	995	0	NR
480	94	NR	610	994	NR	740	47	NR	870	1	NR	1000	0	NR
485	120	NR	615	973	NR	745	41	NR	875	1	NR			

REPORT NUMBER: SP1-2408-195-9

Melanopic Flux vs. Wavelength



Melanopic Lumens: NR

M/P: 2.32

λ (nm)	Power W [^] /nm	Lumens (φ/nm)	λ (nm)	Power W [^] /nm	Lumens (φ/nm)	λ (nm)	Power W [^] /nm	Lumens (φ/nm)	λ (nm)	Power W [^] /nm	Lumens (φ/nm)	λ (nm)	Power W [^] /nm	Lumens (φ/nm)
360	0	NR	490	168	NR	620	940	NR	750	35	NR	880	1	NR
365	0	NR	495	233	NR	625	897	NR	755	30	NR	885	1	NR
370	0	NR	500	300	NR	630	847	NR	760	26	NR	890	1	NR
375	0	NR	505	372	NR	635	790	NR	765	22	NR	895	1	NR
380	0	NR	510	430	NR	640	730	NR	770	19	NR	900	1	NR
385	0	NR	515	483	NR	645	668	NR	775	16	NR	905	1	NR
390	0	NR	520	524	NR	650	605	NR	780	14	NR	910	0	NR
395	2	NR	525	555	NR	655	545	NR	785	12	NR	915	0	NR
400	4	NR	530	581	NR	660	485	NR	790	10	NR	920	0	NR
405	7	NR	535	604	NR	665	430	NR	795	9	NR	925	0	NR
410	17	NR	540	623	NR	670	378	NR	800	8	NR	930	0	NR
415	34	NR	545	645	NR	675	331	NR	805	7	NR	935	0	NR
420	68	NR	550	667	NR	680	290	NR	810	6	NR	940	0	NR
425	128	NR	555	693	NR	685	251	NR	815	5	NR	945	0	NR
430	214	NR	560	719	NR	690	218	NR	820	4	NR	950	0	NR
435	339	NR	565	754	NR	695	188	NR	825	4	NR	955	0	NR
440	507	NR	570	791	NR	700	162	NR	830	3	NR	960	0	NR
445	573	NR	575	830	NR	705	139	NR	835	3	NR	965	0	NR
450	356	NR	580	873	NR	710	119	NR	840	3	NR	970	0	NR
455	217	NR	585	913	NR	715	102	NR	845	2	NR	975	0	NR
460	168	NR	590	948	NR	720	88	NR	850	2	NR	980	0	NR
465	113	NR	595	974	NR	725	76	NR	855	2	NR	985	0	NR
470	85	NR	600	994	NR	730	65	NR	860	1	NR	990	0	NR
475	85	NR	605	998	NR	735	55	NR	865	1	NR	995	0	NR
480	94	NR	610	994	NR	740	47	NR	870	1	NR	1000	0	NR
485	120	NR	615	973	NR	745	41	NR	875	1	NR			

Summary

$R_f = 81.5$
 $R_g = 99.2$
 $CIE R_a = 81.0$
 $R_9 = 7.1$



Color Vector Graphics



Individual Sample Fidelity Index ($R_{f,i}$)

CES01 = 86	CES26 = 74	CES51 = 89	CES76 = 70
CES02 = 63	CES27 = 88	CES52 = 92	CES77 = 86
CES03 = 31	CES28 = 89	CES53 = 81	CES78 = 72
CES04 = 70	CES29 = 67	CES54 = 87	CES79 = 90
CES05 = 50	CES30 = 68	CES55 = 85	CES80 = 88
CES06 = 51	CES31 = 71	CES56 = 78	CES81 = 78
CES07 = 42	CES32 = 70	CES57 = 76	CES82 = 95
CES08 = 41	CES33 = 71	CES58 = 78	CES83 = 90
CES09 = 29	CES34 = 82	CES59 = 92	CES84 = 94
CES10 = 76	CES35 = 90	CES60 = 95	CES85 = 86
CES11 = 59	CES36 = 93	CES61 = 93	CES86 = 72
CES12 = 65	CES37 = 87	CES62 = 83	CES87 = 85
CES13 = 43	CES38 = 75	CES63 = 77	CES88 = 83
CES14 = 74	CES39 = 94	CES64 = 83	CES89 = 75
CES15 = 71	CES40 = 89	CES65 = 77	CES90 = 81
CES16 = 47	CES41 = 85	CES66 = 80	CES91 = 96
CES17 = 50	CES42 = 86	CES67 = 79	CES92 = 73
CES18 = 56	CES43 = 81	CES68 = 84	CES93 = 84
CES19 = 72	CES44 = 99	CES69 = 91	CES94 = 64
CES20 = 66	CES45 = 87	CES70 = 78	CES95 = 80
CES21 = 87	CES46 = 82	CES71 = 76	CES96 = 84
CES22 = 79	CES47 = 77	CES72 = 92	CES97 = 87
CES23 = 92	CES48 = 71	CES73 = 71	CES98 = 81
CES24 = 91	CES49 = 81	CES74 = 93	CES99 = 74
CES25 = 72	CES50 = 89	CES75 = 74	



Color Rendition by Hue-Angle Bin



Measure Comparisons



(END OF REPORT)